

16

HERRAMIENTA PARA TUBO  
PIPE TOOLS  
OUTILLAGE TUBE  
ROHR WERKZEUGE  
UTENSILI PER TUBI  
FERRAMENTA PARA TUBOS  
ТРУБНЫЙ ИНСТРУМЕНТ





### Club de Inventores Españoles

Premio a la Mejor Idea en Herramientas

Best Tool Award

Prix a la Meilleure Idée en Outils



### Medalla

Salón Internacional de la Invención

Paris 2007

### Medal

International Inventors Competition

Paris 2007

### Medaille

Salon International de l'Invention

Paris 2007



### Premio Iberferr al Mejor Producto del Año

2007

Best Product Award by Iberferr Sectorial Magazine

2007

### Prix Iberferr du Meilleur Produit de l'Année

2007

La rapidez y facilidad de uso con una mano de la llave para tubo Mastergrip, con capacidad para tubos de medidas comprendidas entre 1/4" y 1.1/2" para la de 10", entre 1/2" y 2" en el caso de la de 14" y entre 3/4" y 3" para la de 18", ofrecen una sujeción ideal para empalmar con gran eficacia tubos roscados. Su especial diseño robusto permite ser empleado en trabajos pesados.

*The fast and easy one-handed operated Mastergrip provides perfect grip to fit pipes effective and efficiently. The special Heavy Duty design makes it ideal for the most demanding jobs, providing 1/4"-1.1/4" pipe capacity for the 10" version, 1/2" to 2" in the 14" version and 3/4" to 3" in the 18" version, provides also a ratchet function that makes threaded pipe fitting really efficient. Heavy duty type for the most demanding jobs.*

La rapidité et la facilité d'utilisation avec une seule main de la clé serre-tubes Mastergrip, avec une capacité pour les tubes selon des mesures comprises entre 1/4" et 1.1/2" pour celle de 10", entre 1/2" et 2" dans le cas de celle de 14" et entre 3/4" et 3" pour celle de 18", permettent une prise idéale pour raccorder avec une grande efficacité des tubes filetés. Sa conception spécialement robuste permet de l'utiliser pour des travaux durs.



1

Su exclusivo diseño geométrico de lengua y postizo con un dentado especial permiten un agarre perfecto.

*Designed with special teeth for the best pipe gripping effect.*

La geometría exclusiva de la mâchoira et du bras de levier, pourvus d'une denture spéciale, permet une prise parfaite du tube, tout en donnant un effet cliquet.

2

Mango ergonómico de fundición de precisión de inmejorable atractivo.

*Ergonomic handle in accurate casting make it unbeatably attractive.*

Manche ergonomique en fonte de précision, ayant un parfait attrait.

3

Postizo con chaveta para soportar esfuerzos en ambos sentidos.

*Heel jaw with sunk key to withstand efforts in both directions.*

Bras de levier avec un axe pour supporter des forces des deux côtés.

4

Fácil amarre del tubo con una sola mano.

*Easy one hand gripping.*

Prise aisée du tube avec une seule main.

5

Patentada.

*Patented.*

Brevetée.



1/4"



3/8"



1/2"



3/4"



1"



1.1/4"



1.1/2"



2"



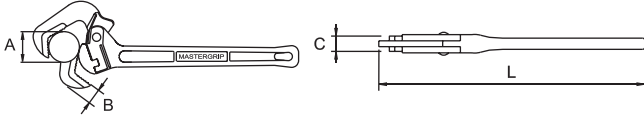
2.1/2"



3"

■ **LLAVES PARA TUBO / PIPE WRENCHES / CLÉS SERRE-TUBES / EINHAND ROHRZANGE / GIRATUBI / CHAVES PARA TUBOS / ТРУБНЫЕ КЛЮЧИ**

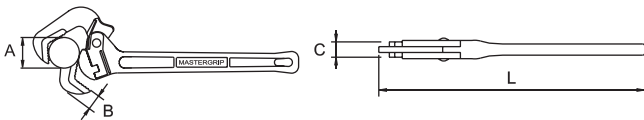
■ **MASTERGRIP**



COD.	L (inch)	A (inch)	B (mm)	C (mm)	AF mm	Kg		
61405	10	1/4-1.1/2	15	26	13-46	0,9	1	•
61406	14	1/2-2	23	33	17-50	1,6		



● **Patente mundial / World patent / Brevet mondial**



COD.	L (inch)	A (inch)	B (mm)	C (mm)	AF mm	Kg		
61407	18	3/4-3	29	50	17-80	2,5	1	•



● **GGG-W-651-E | Patente mundial / World patent / Brevet mondial**

**CARACTERÍSTICAS / FEATURES / CARACTÉRISTIQUES**

Aluminio / Aluminum / Aluminium

■ **REPUESTOS MASTERGRIP / MASTERGRIP SPARE PARTS / PIÈCES DE RECHANGE MASTERGRIP / MASTERGRIP ERSATZTEILE / RICAMBI MASTERGRIP / COMPONENTES MASTERGRIP / ЗАПАСНЫЕ ЧАСТИ ДЛЯ MASTERGRIP**

COD.	Descripción / Description / Description	L (inch)	COD.	Descripción / Description / Description	L (inch)	COD.	Descripción / Description / Description	L (inch)	COD.	Descripción / Description / Description	L (inch)
80326	Mordaza inferior / Heel Jaw / Machoire inférieure	10	80327	Lengua / Hook Jaw / Bec	10	80324	Muelle / Spring / Ressort	10	80325	Eje / Axle / Axe	10
80329		14	80330		14	80315		14	80320		14
80566		18	80567		18	80568		18	80569		18

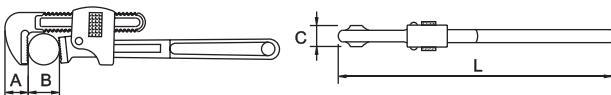
■ **TUBO MÚLTIPLE PARA DEMO MASTERGRIP / MULTI-PIPE FOR MASTERGRIP DEMO / TUBE MULTIPLE POUR DÉMO MASTERGRIP / MULTI DEMO ROHR FÜR MASTERGRIP / TUBO MÚLTIPLO PARA DEMO MASTERGRIP / TUBO MÚLTIPLO PARA DEMO MASTERGRIP / ДЕМОНСТРАЦИОННАЯ ТРУБА ДЛЯ ТРУБНОГО КЛЮЧА MASTERGRIP**

COD.	L (mm)	O.D. inch	Kg
64691	750	1/2-2	1,8



■ **LLAVES STILLSON / STILLSON PIPE WRENCHES / CLÉS STILLSON / STILLSON ROHRZANGE / GIRATUBI MODELLO STILLSON / CHAVES STILLSON / ТРУБНЫЕ КЛЮЧИ STILLSON**

■ **REFORZADA / REINFORCED / RENFORCEE / VERSTARK / RINFORZATA / REFORÇADA / УСИЛЕННЫЕ**



COD.	L (inch)	A (mm)	B (inch)	C (mm)	Kg		
61001	8	17	3/4	12	0,3		
61002	10	23	1	16	0,6		
61003	12	24	1.1/4	21	0,8		•
61004	14	28	1.1/2	24	1,1	1	
61005	18	30	2	27	1,9		
61006	24	39	2.1/2	30	3,1		-
61007	36	49	4		6,5		



BS 3594-1 | GGG-W-00651d | UNE 16552

**REPUESTOS LLAVE STILLSON / STILLSON WRENCH SPARE PARTS / PIÈCES DE RECHANGE CLÉ STILLSON / STILLSON ROHRZANGE ERSATZTEILEN / RICAMBI CHIAVI STILLSON / COMPONENTES DE CHAVE STILSON / ЗАПАСНЫЕ ЧАСТИ ДЛЯ STILLSON**

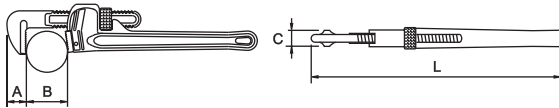


COD.	Descripción / Description / Description	L (inch)
80047		8
80048		10
80049	Juego muelles / Spring Set /	12
80050	Jeu de ressorts	14
80051		18
80052		24
80053		36

COD.	Descripción / Description / Description	L (inch)
80040		8
80041		10
80042	Tuerca /	12
80043	Nut /	14
80044	Ecrou	18
80045		24
80046		36

COD.	Descripción / Description / Description	L (inch)
80033		8
80034		10
80035	Lengua /	12
80036	Hook Jaw /	14
80037	Bec	18
80038		24
80039		36

**LLAVE HEAVY DUTY / HEAVY DUTY PIPE WRENCH / CLÉ SERRE-TUBES HEAVY DUTY / HEAVY DUTY ROHRZANGE / GIRATUBI MODELLO AMERICANO PESANTE / CHAVE HEAVY DUTY / ТРУБНЫЕ КЛЮЧИ ДЛЯ БОЛЬШИХ НАГРУЗОК**



COD.	L (inch)	L (mm)	A (mm)	B (inch)	C (mm)	Kg		
61299	6	160	13	3/4	11	0,2		
61014	8	200	15	1	14	0,4		
61015	10	270	20	1.1/2	17	0,8		
61016	12	320	23	2	20	1,3		
61017	14	360	25	2	23	1,7		
61018	18	450	28	2.1/2	26	2,6	1	
61019	24	600	33	3	29	4,5		
61020	36	900	43	5	33	9,5		
61021	48	1200	55	6	35	14		
61045	60	1300	85	8	41	20		



\* : Fabricada en fundición nodular de precisión APC / Made of accurate ductile casting APC / Fabriquée en fonte nodulaire de précision APC

Type II | Class A | GGG-W-651-E | Modelo registrado / Registered model / Modèle enregistré

**CARACTERÍSTICAS / FEATURES / CARACTÉRISTIQUES**

60" Todas las llaves de 60" del mercado tienen una longitud inferior a su medida nominal por no ser una medida normalizada, con objeto de reducir su peso / Length of all existing 60" wrenches in the market is lower than the nominal size as they are not normalized, in order to reduce their weight / Sur le marché, toutes les clés de 60" ont une longueur inférieure que leur taille nominale puisque ce n'est pas une mesure standard, cela afin de réduire son poids

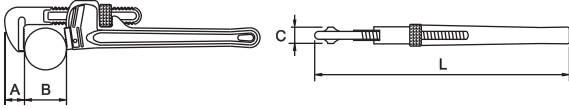
Lengua forjada móvil con efecto carraca / Floating forged hook for ratcheting action / Langue forgée mobile avec effet cliquet

Lengua graduada para un ajuste rápido / Graduated hook for quick adjustment / Langue graduée pour un réglage rapide

Mordaza inferior de aleación de acero reemplazable. Dientes sesgados, fresados con gran precisión para un óptimo agarre y mayor durabilidad / Replaceable, twice hardened alloy steel jaws. Precision-milled, biased teeth for optimum gripping and lifetime / Mâchoire inférieure d'alliage en acier remplaçable. Dents tordues, fraisées avec une grande précision pour une adhérence optimale et une plus grande durabilité

Sobrepasa las especificaciones de la norma americana GGG-W651e en un 180% / Exceeds US fed GGG-W-651e specifications by over 180% / Dépasse les caractéristiques de la norme américaine GGG-W651w à la hauteur de 180%

**LLAVE DE ALUMINIO / ALUMINIUM PIPE WRENCH / CLÉ SERRE-TUBES EN ALLIAGE D'ALUMINIUM / ALUMINIUM ROHRZANGE / GIRATUBI MODELLO AMERICANO IM ALLUMINIO / CHAVE ALUMINIO / АЛЮМИНИЕВЫЕ ТРУБНЫЕ КЛЮЧИ**



COD.	L (inch)	A (mm)	B (inch)	C (mm)	Kg		
61044	10	20	1.1/2	17	0,5	6	•
61023	12	23	2	20	0,8		
61024	14	25		23	0,9	3	
61025	18	28	2.1/2	26	1,6		
61026	24	33	3	29	2,5	1	-
61027	36	43	5	33	5,0		
61028	48	55	6	35	8,1		•



TITALUM® | Type II | Class C | GGG-W-651-E | Modelo registrado / Registered model / Modèle enregistré

**REPUESTOS LLAVE HEAVY DUTY / HEAVY DUTY WRENCH SPARE PARTS / PIECES DE RECHANGE CLÉ HEAVY DUTY / HEAVY DUTY ROHRZANGE ERSATZTEILEN / RICAMBI CHIAVI HEAVY DUTY / COMPONENTES DE CHAVE HEAVY DUTY / ЗАПАСНЫЕ ЧАСТИ ДЛЯ КЛЮЧЕЙ ДЛЯ БОЛЬШИХ НАГРУЗОК**



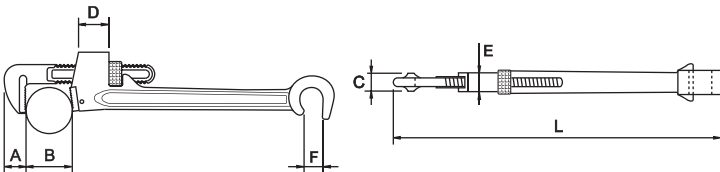
COD.	Descripción / Description / Description	L (inch)
85085		6
81022		8
81023		10
81024		12
81025	Juego muelles / Spring Set / Jeu de ressorts	14
81026		18
81027		24
81028		36
81031		48
81674		60

COD.	Descripción / Description / Description	L (inch)
85083		6
81015		8
81016		10
81017		12
81018	Tuerca / Nut / Ecrou	14
81019		18
81020		24
81021		36
81030		48
81672		60

COD.	Descripción / Description / Description	L (inch)
85084		6
81008		8
81009		10
81010		12
81011	Mordaza inferior / Heel Jaw / Machoire inférieure	14
81012		18
81013		24
81014		36
81029		48
81673		60

COD.	Descripción / Description / Description	L (inch)
85082		6
81001		8
81002		10
81003		12
81004	Lengua / Hook Jaw / Bec	14
81005		18
81006		24
81007		36
81000		48
81671		60

**LLAVE REFINERÍA PARA TUBO Y VÁLVULAS / REFINERY PIPE AND VALVE WRENCH / CLÉ DE RAFFINERIE POUR TUBES ET VANNES / LEITUNG UND VENTIL SCHLÜSSEL F/ RAFFINERIE / GIRATUBO PER RAFFINERIA E VALVOLE / CHAVE DE REFINARIA PARA TUBO E VÁLVULAS / КОМБИНИРОВАННЫЙ ТРУБНЫЙ КЛЮЧ С МОЛОТКОМ И УХОМ ДЛЯ ЗАТЯЖКИ ВЕНТИЛЕЙ**

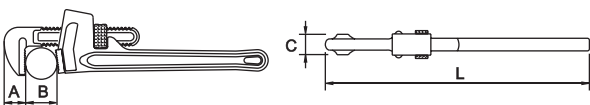


COD.	L (inch)	L (mm)	A (mm)	B (inch)	C (mm)	D (mm)	E (mm)	F (mm)	F (inch)	Kg		
57580	8		15	1/8-1	14	27	17	20	3/4	0,5		
57581	10	250	20		17		20	13	1/2	0,8	1	•
57582	12	300	22	1/8-1.1/2	20	32	22			1		

Type II | Class A | GGG-W-651-E



**RAP**

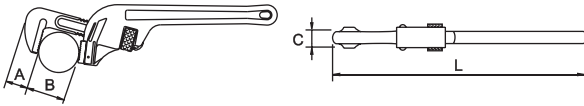


COD.	L (inch)	A (mm)	B (inch)	C (mm)	Kg		
61376	10	20	1.1/2	17	0,9	6	•

Type II | Class A | GGG-W-651-E



**LLAVE HEAVY DUTY CURVA / OFFSET HEAVY DUTY PIPE WRENCH / CLÉ SERRE-TUBES HEAVY DUTY COUDEE / GEKRÖPFTE ROHRZANGE / GIRATUBI MODELLO AMERICANO CURVO / CHAVE HEAVY DUTY INCLINADA / ИЗОГНУТЫЕ ТРУБНЫЕ КЛЮЧИ ДЛЯ БОЛЬШИХ НАГРУЗОК**

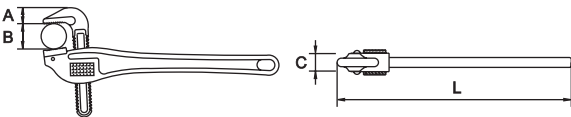


COD.	L (inch)	A (mm)	B (inch)	C (mm)	Kg		
61029	8	16	1	20	0,35		
61030	10	20	1.1/2	23	0,80	6	
61031	12	22	2	26	1,30		•
61032	14	25	2	29	1,54	5	
61033	18	27	2.1/2	33	2,30	3	
61034	24	31	3	35	4	1	



Type VI | GGG-W-651-E

**PICO PATO / OFFSET PIPE WRENCH 90° / CLÉ SERRE-TUBE 90° / ROHRZANGE 90° / GIRATUBI 90° / BICO PATO / ИЗОГНУТЫЕ ТРУБНЫЕ КЛЮЧИ ДЛЯ БОЛЬШИХ НАГРУЗОК**

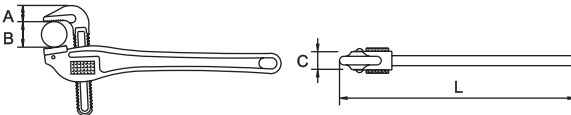


COD.	L (inch)	A (mm)	B (inch)	C (mm)	Kg		
61377	14	25	2	23	1,60	2	•
61378	18	29	2.1/2	26	2,70	1	



Type II | Class A | GGG-W-651-E

**PICO PATO DE ALUMINIO / ALUMINIUM OFFSET PIPE WRENCH 90° / CLÉ SERRE-TUBE 90° EN ALLIAGE D'ALUMINIUM / ROHRZANGE 90° ALUMINIUM / GIRATUBI 90° IM ALLUMINIO / BICO PATO ALUMINIO / АЛЮМИНИЕВЫЕ ИЗОГНУТЫЕ ТРУБНЫЕ КЛЮЧИ 90°**



COD.	L (inch)	A (mm)	B (inch)	C (mm)	Kg		
61363	14	25	2	28	0,8	6	•
61364	18	28	2.1/2	39	1,2	2	
61365	24	34	3	42	2,2	1	



TITALUM® | Type II | Class C | GGG-W-651-E

**REPUESTOS LLAVE PICO PATO / OFFSET PIPE WRENCH 90° SPARE PART / PIECES DE RECHANGE CLÉ SERRE-TUBE 90°**



COD.	Descripción / Description / Description	L (inch)
87096	Juego muelles / Spring Set / Jeu de ressorts	14
87097		18
87098		24

COD.	Descripción / Description / Description	L (inch)
87099	Tuerca / Nut / Ecrou	14
87100		18
87101		24

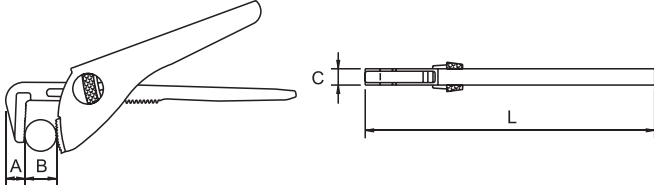
COD.	Descripción / Description / Description	L (inch)
87102	Mordaza inferior / Heel Jaw / Machoire inférieure	14
87103		18
87104		24

COD.	Descripción / Description / Description	L (inch)
87105	Lengua / Hook Jaw / Bec	14
87106		18
87107		24

**KITS / KITS / KITS**

COD.	L (inch)	PCS.	COD. PCS.
88962	14		87096, 87099, 87102, 87105
88963	18	4	87097, 87100, 87103, 87106
88964	24		87098, 87101, 87104, 87107

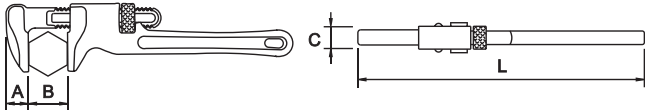
**LLAVE PARA TUBO TIPO BLITZ / BLITZ TYPE PIPE WRENCH / CLÉ SERRE-TUBE TYPE BLITZ / BLITZ ROHRZANGE / GIRATUBI MODELLO BLITZ / CHAVE PARA TUBO MODELO BLITZ / ТРУБНЫЙ КЛЮЧ ТИП-BLITZ**



COD.	L (mm)	A (mm)	B (inch)	C (mm)	Kg		
61465	175	19	1	12	0,3		
61467	275	21	2	16	0,8		
61468	300	23	2.1/2	17	1,0	6	
61469	350	24	3	17	1,1		



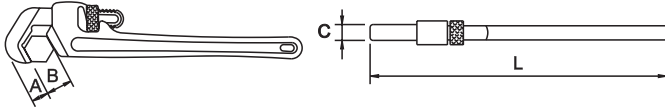
**LLAVE SPUD / SPUD PIPE WRENCH / CLÉ SPUD / VERSTELLBARE ROHRZANGE / GIRATUBI MODELLO SPUD / CHAVE PARA TUBO SPUD / ТРУБНЫЙ КЛЮЧ С ПАРАЛЛЕЛЬНЫМИ ГУБКАМИ**



COD.	L (inch)	A (mm)	B (inch)	C (mm)	Kg		
61369	12	24	2.5/8	16	1,2	6	



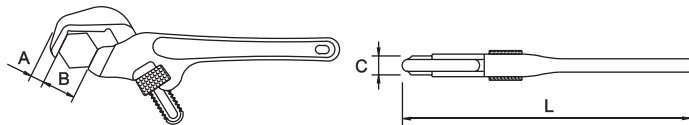
**LLAVE HEXAGONAL / HEX PIPE WRENCH / CLÉ HEXAGONALE / SECHSKANT ROHRZANGE / GIRATUBI HEXAGONALE / CHAVE PARA TUBO HEXAGONAL / ТРУБНЫЙ КЛЮЧ ДЛЯ ШЕСТИГРАННИКОВ**



COD.	L (inch)	A (mm)	B (inch)	C (mm)	Kg		
61368	14.1/2	29	5/8-1.1/4	14	2,1	3	



**LLAVE HEXAGONAL CURVA / HEXAGONAL OFFSET PIPE WRENCH / CLÉ HEXAGONALE COUDEE / GEKRÖPFTE ROHRZANGE / GIRATUBI ESAGONALE CURVO / CHAVE HEXAGONAL INCLINADA / ИЗОГНУТЫЙ ТРУБНЫЙ КЛЮЧ ДЛЯ ШЕСТИГРАННИКОВ**



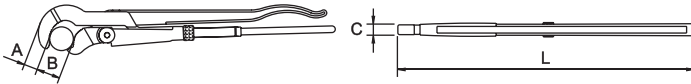
COD.	L (inch)	A (mm)	B (inch)	C (mm)	Kg		
61367	9.1/2	14	1.1/8-2.5/8	9,5	0,7	6	



**LLAVES SUECAS / SWEDISH PIPE WRENCHES / CLÉS SERRE-TUBES SUEDOISES / ECKROHRZANGE / GIRATUBI MOD. SUEDESE / CHAVES PARA TUBOS SUECAS / ТРУБНЫЕ ШВЕДСКИЕ КЛЮЧИ**

**SERIE MASTER CR-V**

**LLAVE SUECA S 45° / SWEDISH PIPE WRENCH S 45° / CLÉ SERRE-TUBES SUEDOISE S 45° / ECKROHRZANGE S 45° / GIRATUBI MOD. SVEDESE S 45° / CHAVE SUECA S 45° / ТРУБНЫЙ ШВЕДСКИЙ КЛЮЧ S 45°**



COD.	L (mm)	A (mm)	B (inch)	C (mm)	Kg		
61010	230	15	1/2	8,8	0,4	4	•
61011	330	20	1	13	0,8	6	•
61012	420	26	1.1/2	14	1,4	4	-
61013	550	28	2	16	2,4	2	-
61022	650	35	3	19	4,2		

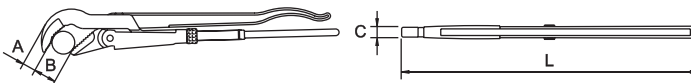
DIN 5234 | Modelo registrado / Registered model / Modèle enregistré

**CARACTERÍSTICAS / FEATURES / CARACTÉRISTIQUES**

Cr-V



**LLAVE SUECA 45° / SWEDISH PIPE WRENCH 45° / CLÉ SERRE-TUBES SUEDOISE 45° / ECKROHRZANGE 45° / GIRATUBI MOD. SVEDESE 45° / CHAVE SUECA 45° / ТРУБНЫЙ ШВЕДСКИЙ КЛЮЧ 45°**



COD.	L (mm)	A (mm)	B (inch)	C (mm)	Kg		
61040	230	18	1/2	8,8	0,4	4	•
61041	330	24	1	13	0,7	6	•
61042	450	27	1.1/2	14	1,4	4	-
61043	550	33	2	16	2,3	2	-

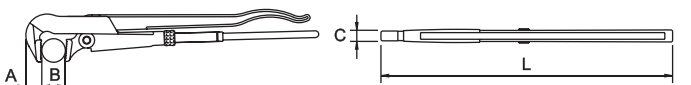
DIN 5234 | Modelo registrado / Registered model / Modèle enregistré

**CARACTERÍSTICAS / FEATURES / CARACTÉRISTIQUES**

Cr-V



**LLAVE SUECA 90° / SWEDISH PIPE WRENCH 90° / CLÉ SERRE-TUBES SUEDOISE 90° / ECKROHRZANGE 90° / GIRATUBI MOD. SVEDESE 90° / CHAVE SUECA 90° / ТРУБНЫЙ ШВЕДСКИЙ КЛЮЧ 90°**



COD.	L (mm)	A (mm)	B (inch)	C (mm)	Kg		
61046	320	18	1	15	0,7	6	•
61047	430	20	1.1/2	18	1,3	4	•
61048	550	25	2	20	2,3	2	-
61049	600	30	3	20	3,0	2	-
61051	750	34	4	31	5,3	1	-

DIN 5234 | Modelo registrado / Registered model / Modèle enregistré

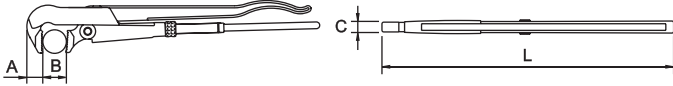
**CARACTERÍSTICAS / FEATURES / CARACTÉRISTIQUES**

Cr-V





LLAVE SUECA BOCAS DE PLÁSTICO / FITTINGS WRENCH / MACHOIRES EN PLASTIQUE / ECKROHRZANGE MIT KUNSTSTOFFBACKEN / CON GANASCE IN PLASTICA / CHAVE SUECA BOCAS DE PLASTICO / КЛЮЧ ДЛЯ ФАСОННЫХ ЧАСТЕЙ



COD.	L (mm)	A (mm)	B (inch)	C (mm)	Kg			
61050	310	21	1	9,5	0,8	6	●	64257

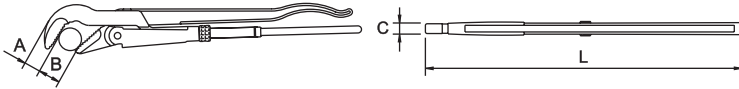
DIN 5234 | Modelo registrado / Registered model / Modèle enregistré

CARACTERÍSTICAS / FEATURES / CARACTÉRISTIQUES

Cr-V



LLAVE SUECA BOCAS RECTAS / SWEDISH PIPE WRENCH STRAIGHT JAWS / CLÉ SERRE-TUBES SUEDOISE / ECKROHRZANGE / GIRATUBI MOD. SUEDESE / CHAVE SUECA RECTA / ТРУБНЫЙ ШВЕДСКИЙ КЛЮЧ С ПРЯМЫМИ ГУБКАМИ



COD.	L (mm)	A (mm)	B (inch)	C (mm)	Kg			
60963	320	24	1	13	0,7	6	●	
60964	420	27	1.1/2	14	1,4	4		
60965	550	33	2	16	2,3	2		

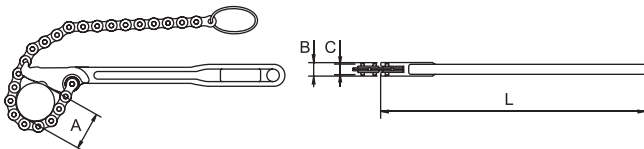
DIN 5234 | Modelo registrado / Registered model / Modèle enregistré

CARACTERÍSTICAS / FEATURES / CARACTÉRISTIQUES

Cr-V



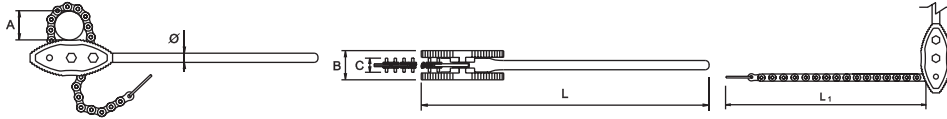
LLAVE DE CADENA REVERSIBLE / REVERSIBLE CHAIN PIPE WRENCH / CLÉ À CHAÎNE RÉVERSIBLE / KETTENROHRZANGE / CHIAVE A CATENA REVERSIBILE / CHAVE CORRENTE REVERSIVEL / РЕВЕРСИВНЫЙ ЦЕПНОЙ КЛЮЧ



COD.	L (mm)	L (inch)	A (inch)	B (mm)	B (inch)	Kg		
61035	300	12	4	19	19	0,8	6	64038



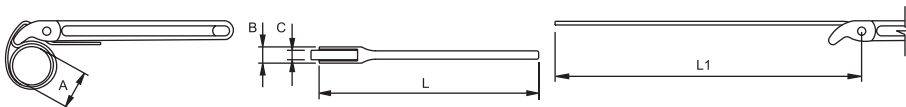
**LLAVE DE CADENA REVERSIBLE REFORZADA / HEAVY DUTY REVERSIBLE CHAIN PIPE WRENCH / CLÉ À CHAÎNE RÉVERSIBLE RENFORCÉE / VERSTÄRKT KETTENROHRZANGE / CHIAVE A CATENA REVERSIBILE RINFORZATA / CHAVE CORRENTE REVERSIVEL REFORÇADA / РЕВЕРСИВНЫЙ ЦЕПНОЙ КЛЮЧ ДЛЯ БОЛЬШИХ НАГРУЗОК**



COD.	L (mm)	L1 (mm)	A (inch)	B (mm)	C (mm)	Kg			
57090	700	480	2.1/2	50	22	3,8			64760
61036	900	600	4			5,5			64081
57091	950	600	4	65		7,0			
61037	900	800	6			6,5			
57092	1100	800	6			8,3			64082
61038	1100	950	8		36	12			64083
57093	1300	950	8			14			
61039	1100	1150	10			13	1		64084
61138	1300	1350	12			17			64128
57094	1600	1350	12	70		18			
61139	1300	1500	16			19			64129
62050		1950	18			21			64906
57095	2200	1950	18		38	21			
62051	1300	2600	20			23			64907



**LLAVE DE CORREA / STRAP WRENCH / CLÉ À SANGLE / GURTROHRZANGE / GIRATUBI A NASTRO / CHAVE DE CORREIA / РЕМШКОВЫЙ КЛЮЧ**



COD.	L (mm)	L (inch)	L1 (mm)	A (inch)	B (mm)	C (mm)	Kg			
61480			450	3			0,3			64035
61481	300	12	1000	8	43	27	0,4	6	●	64036
61482			1200	12						63960



**TERRAJAS AJUSTABLES / ADJUSTABLE THREADERS / FILIÈRES AJUSTABLES / VERSTELBARE GEWINDESCHNEIDKLUPPE / FILIERA REGOLABILE / TARRACHAS AJUSTAVEIS / РЕГУЛИРУЕМАЯ РЕЗЬБОНАРЕЗКА**

**KITS 1/4" - 2"**






COD.		O.D. inch	Kg		
63160		1/4-2			64338, 64339, 64340, 64341
63161	BSPT	1/2-2	10	1	64339, 64340, 64341
63162		1/4-2			64342, 64343, 64344, 64345
63163	NPT	1/2-2			64343, 64344, 64345



**PEINES / DIES / PEIGNES / SCHNEIDBACKEN / PETTINI / SAÇONETES / ГРЕБЕНКИ**






COD.		O.D. inch	Kg		
64338		1/4-3/8			
64339	BSPT	1/2-3/4	0,4	1	
64340		1-1.1/4			
64341		1.1/2-2	0,3		
64342		1/4-3/8			
64343		1/2-3/4	0,4	1	
64344	NPT	1-1.1/4			
64345		1.1/2-2	0,3		

**KITS 1.1/2" - 4"**







COD.		 O.D. inch	 Kg		
<b>63164</b>	BSPT	1.1/2-4	22	1	64346, 64347, 64348
<b>63165</b>		2.1/2-4	21		64347, 64348
<b>63166</b>	NPT	1.1/2-4	22		64349, 64350, 64351
<b>63167</b>		2.1/2-4	21		64350, 64351









**PEINES / DIES / PEIGNES / SCHNEIDBACKEN / PETTINI / CAÇONETES / ГРЕБЕНКИ**







COD.		 O.D. inch	 Kg			
<b>64346</b>	BSPT	1.1/2-2	0,9	1	<b>64349</b>	
<b>64347</b>		2.1/2-3	0,9			1
<b>64348</b>		3.1/2-4	0,7			
<b>64349</b>	NPT	1.1/2-2	0,9	1	<b>64350</b>	
<b>64350</b>		2.1/2-3	0,9			1
<b>64351</b>		3.1/2-4	0,7			

**TERRAJA DE CABEZAS INTERCAMBIABLES / DROP HEADS THREADERS / FILIÈRES A TÊTES INTERCHANGEABLES / SET GEWINDESCHNEIDKLUPPEN / FILIERE PER TUBI / TARRACHAS DE CABEÇAS INTERMUTAVEIS / РЕЗЬБОНАРЕЗНОЙ НАБОР**







COD.		 O.D. inch	 Kg			
<b>63020</b>	BSPT	1/4-1.1/4	7,5	63001, 63002, 63003, 63004, 63005, 63006	63000	51000
<b>63021</b>		3/8-1.1/4	7,0	63002, 63003, 63004, 63005, 63006		
<b>63022</b>		1/2-1.1/4	6,5	63003, 63004, 63005, 63006		
<b>63023</b>		1/4-1	6,5	63001, 63002, 63003, 63004, 63005		
<b>63024</b>		3/8-1	6,0	63002, 63003, 63004, 63005		
<b>63025</b>		1/2-1	5,5	63003, 63004, 63005		















COD.		 O.D. inch	 Kg			
<b>63026</b>	NPT	1/4-1.1/4	7,5	63011, 63012, 63013, 63014, 63015, 63016	63000	51000
<b>63027</b>		3/8-1.1/4	7,0	63012, 63013, 63014, 63015, 63016		
<b>63028</b>		1/2-1.1/4	6,5	63013, 63014, 63015, 63016		
<b>63029</b>		1/4-1	6,5	63011, 63012, 63013, 63014, 63015		
<b>63030</b>		3/8-1	6,0	63012, 63013, 63014, 63015,		
<b>63031</b>		1/2-1	5,5	63013, 63014, 63015		

COD.		 O.D. inch	 Kg			
<b>63036</b>	BSPT	1.1/4-2	9,8	63007, 63008, 63009	63010	50002
<b>63037</b>		1.1/2-2	8,4	63008, 63009		



COD.		 O.D. inch	 Kg			
<b>63038</b>	NPT	1.1/4-2	9,8	63017, 63018, 63019	63010	50002
<b>63039</b>		1.1/2-2	8,4	63018, 63019		

COD.		 O.D. inch	 Kg			
<b>63134</b>	BSPT	1/4-2	14	63001, 63002, 63003, 63004, 63005, 63006, 63008, 63009	63010	50002
<b>63133</b>		3/8-2	14	63002, 63003, 63004, 63005, 63006, 63008, 63009		
<b>63132</b>		1/2-2	12	63003, 63004, 63005, 63006, 63008, 63009		

COD.		 O.D. inch	 Kg			
<b>63139</b>	NPT	1/4-2	14	63011, 63012, 63013, 63014, 63015, 63016, 63018, 63019	63010	50002
<b>63138</b>		3/8-2	14	63012, 63013, 63014, 63015, 63016, 63018, 63019		
<b>63137</b>		1/2-2	12	63013, 63014, 63015, 63016, 63018, 63019		



■ CABEZAS / HEADS / TÊTES / SCHNEIDKÖPFE / TESTE / CABEÇAS / РЕЗЬБОНАРЕЗНЫЕ ГОЛОВКИ

COD.					
63001	BSPT	1/4	0,6	1	●
63002		3/8			
63003		1/2			
63004		3/4	0,5		
63005		1	0,8		
63006		1.1/4	0,9		



COD.					
63007	BSPT	1.1/4	1,5	1	-
63008		1.1/2	1,9		
63009		2			

**CARACTERÍSTICAS / FEATURES / CARACTÉRISTIQUES**

Serie pesada / Heavy duty / Série lourde

COD.					
63011	NPT	1/4	0,6	1	●
63012		3/8			
63013		1/2			
63014		3/4	0,5		
63015		1	0,8		
63016		1.1/4	0,9		

COD.					
63017	NPT	1.1/4	1,5	1	-
63018		1.1/2	1,9		
63019		2			

**CARACTERÍSTICAS / FEATURES / CARACTÉRISTIQUES**

Serie pesada / Heavy duty / Série lourde

■ PEINES / DIES / PEIGNES / SCHNEIDBACKEN / PETTINI / CAÇONETES / ГРЕБЕНКИ

COD.				
63040	BSPT	1/4	70	1
63041		3/8		
63042		1/2		
63043		3/4		
63044		1	130	
63045		1.1/4	230	
63046		1.1/2		
63047	2			



COD.				
63050	NPT	1/4	70	1
63051		3/8		
63052		1/2		
63053		3/4		
63054		1	130	
63055		1.1/4	230	
63056		1.1/2		
63057	2			

**CARRACAS / RATCHET / CLIQUETS / RATSCHENHEBEL / CRICCO DI MANOVRA / ROQUETES / ТРЕЩЕТКИ**

COD.	O.D. inch	Kg		
63000	1/4-1.1/4	1,5	1	•
63010	1.1/4-2	3,0		



**ESTUCHE / CASE / ÉTUI**

COD.	L x W x H (mm)
51000	410 x 210 x 95
50002	640 x 340 x 155



**REDUCTOR / ADAPTOR / ADAPTEUR / ADAPTER / RIDUTTORE / REDUTOR / АДАПТЕР**

COD.	O.D. inch	g	
80833	1/4-1.1/4	15	•



**ACEITE DE CORTE / CUTTING OIL / HUILE DE COUPE / GEWINDESCHNEIDMITTEL / OLIO DA TAGLIO / OLEO DE CORTE / РЕЗЬБОНАРЕЗНОЕ МАСЛО**

COD.	CAP. (ml)	
64007	100	1



**CINTA DE SELLADO DE PTFE PARA ROSCAS / PTFE THREAD SEALING TAPE / BANDE DE SCELLEMENT PTFE POUR FILETAGES / PTFE GEWINDE DICHTUNGSBAND / NASTRO DI SIGILLATURA PTFE PER FILETTATURE / FITA PARA SELAR ROSCAS PTFE / ФУМ-ЛЕНТА ДЛЯ РЕЗЬБОВЫХ СОЕДИНЕНИЙ**

COD.	L (m)	W x H (mm)	Densidad (g/cm3) / Density (g/cm3) / Densité (g/cm3)	g	
51575	10		0,20	10	
51576	15	12 x 0,075	0,30	15	1



**MASTERKIT - 1**



COD.		Kg			1/2"-1"	14"	14"	1"	10"	2"	
69000		10				61004	-	-			
69001	BSPT	9,5	51005	63000	63003, 63004, 63005		61017		62135	63172	100 ml (64007)
69002		10						61011			
69021	NPT				63013, 63014, 63015		61017	-			

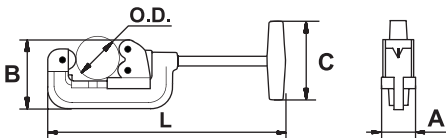
■ MASTERKIT - 2



COD.												
69050		16				61004	-	-				
69051	BSPT	17	50002	63010	63006, 63003, 63004, 63005, 63008, 63009		61017		62135	63172	100 ml (64007)	1/4-1.1/4 (80833)
69052		16						61011				
69072	NPT	17			63013, 63014, 63015, 63016, 63018, 63019		61017	-				

■ CORTATUBOS / TUBE CUTTER / COUPE-TUBES / KUPFER ROHRABSCHNEIDER / TAGLIATUBI / CORTA TUBOS / ТРУБОРЕЗ

■ CORTATUBOS DE ACERO / STEEL PIPE CUTTER / COUPE-TUBES ACIER / ROHRABSCHNEIDER / TAGLIATUBI PER FERRO / CORTA TUBOS AÇO / ТРУБОРЕЗ ДЛЯ СТАЛЬНЫХ ТРУБ



COD.	L (mm)	A (mm)	B (mm)	C (mm)					
63171	270	90	110	40	1/8-1.1/4	4,8	1,1	2	63103
63172	375	110	125	56	1/8-2	5,8	2,5	1	63101

CARACTERÍSTICAS / FEATURES / CARACTÉRISTIQUES

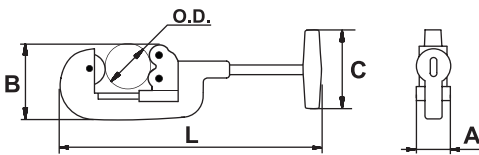
Acero / Steel / Acier



COD.	L (mm)	A (mm)	B (mm)	C (mm)					
63098	270	90	110	40	1/8-1.1/4	4,8	1,1	2	63090
63099	375	110	125	56	1/8-2	5,6	2,5	1	63091

CARACTERÍSTICAS / FEATURES / CARACTÉRISTIQUES

Acero inoxidable / Stainless steel / Acier inoxydable



COD.	L (mm)	A (mm)	B (mm)	C (mm)					
63366	430	120	150	52	1/8-2	5,6	3,2	1	63101

CARACTERÍSTICAS / FEATURES / CARACTÉRISTIQUES

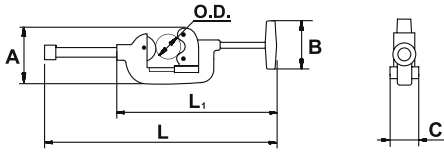
Acero / Steel / Acier



COD.	L (mm)	A (mm)	B (mm)	C (mm)					
63378	430	120	150	52	1/8-2	5,6	3,2	1	63091
63194	500	170	150	60	1-3	7,6	5,0	1	63092

CARACTERÍSTICAS / FEATURES / CARACTÉRISTIQUES

Acero inoxidable / Stainless steel / Acier inoxydable



COD.	L (mm)	L1 (mm)	A (mm)	B (mm)	C (mm)	O.D. inch	O.D. mm	Kg	Box	Wavy
<b>63175</b>	960	560	195	170	60	2-4	8,6	8,0	1	63185

**CARACTERÍSTICAS / FEATURES / CARACTÉRISTIQUES**

Acero / Steel / Acier

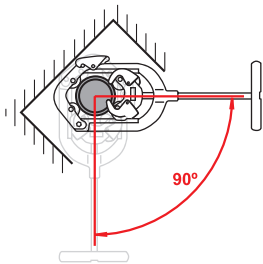
COD.	L (mm)	L1 (mm)	A (mm)	B (mm)	C (mm)	O.D. inch	O.D. mm	Kg	Box	Wavy
<b>63177</b>	960	560	195	170	60	2-4	8,6	8,0	1	63186

**CARACTERÍSTICAS / FEATURES / CARACTÉRISTIQUES**

Acero inoxidable / Stainless steel / Acier inoxydable



**CORTATUBOS ARTICULADO / HINGED PIPE CUTTER / COUPE TUBES ARTICULÉ / UNIVERSAL ROHRABSCHNEIDER / TAGLIATUBI ARTICOLATO / CORTA TUBOS ARTICULADO / ТРУБОРЕЗ С ХОМУТНОЙ ЗАЩЕЛКОЙ**



COD.	O.D. inch	O.D. mm	Kg	Box	Wavy
<b>63355</b>	2-4		6,0		64173
<b>63356</b>	4-6	8,6	9,0	1	64174
<b>63357</b>	6-8		11		64175
<b>63358</b>	8-12		16		64176

**CARACTERÍSTICAS / FEATURES / CARACTÉRISTIQUES**

Acero / Steel / Acier

COD.	O.D. inch	O.D. mm	Kg	Box	Wavy
<b>63359</b>	2-4		6,0		64196
<b>63360</b>	4-6	8,6	9,0	1	64197
<b>63361</b>	6-8		11		64198
<b>63362</b>	8-12		16		64199

**CARACTERÍSTICAS / FEATURES / CARACTÉRISTIQUES**

Acero inoxidable / Stainless steel / Acier inoxydable

COD.	O.D. inch	O.D. mm	Kg	Box	Wavy
<b>63772</b>	2-4		6,0		64654
<b>63773</b>	4-6	8,6	9,0	1	68078
<b>63774</b>	6-8		11		64655
<b>63775</b>	8-12		16		

**CARACTERÍSTICAS / FEATURES / CARACTÉRISTIQUES**

Hierro dúctil y fundición / Cast and ductile iron / Fer malléable et fonte



■ **SERIE INOX / STAINLESS STEEL / INOX / EDELSTAHL / ACCIAIO INOX / AÇO INOXIDAVEL / НЕРЖАВЕЮЩАЯ СТАЛЬ**

■ **MINI**







COD.							
<b>63076</b>	Acero inoxidable / Stainless steel / Acier inoxydable	3-22	135	20	●	63113	20



**CARACTERÍSTICAS / FEATURES / CARACTÉRISTIQUES**







Reforzado / Reinforced / Renforcé

■ **MINI 30**

COD.							
<b>63169</b>	Acero inoxidable / Stainless steel / Acier inoxydable	3-30	210	10	●	63087	20









■ **CLASSIC 32**

COD.							
<b>63094</b>	Acero inoxidable / Stainless steel / Acier inoxydable	3-32	300	1	●	63113	20









■ **TELESCOPIC 32**

COD.							
<b>63118</b>	Acero inoxidable / Stainless steel / Acier inoxydable	6-32	290	1	●	63113	20









■ **UNIQUE**

COD.							
<b>63121</b>	Acero inoxidable / Stainless steel / Acier inoxydable	6-42	550	8	●	63114	10









■ **AUTOMATIC 50**

COD.							
<b>63364</b>	Acero inoxidable / Stainless steel / Acier inoxydable	6-50	450	1	●	63721	10



■ **AUTOMATIC 67**

COD.							
<b>63126</b>	Acero inoxidable / Stainless steel / Acier inoxydable	6-67	750	1	●	63114	10










■ KIT 3 PCS.

COD.	PCS.	COD. PCS.
69548	3	63076, 63094, 63121




**TORNILLO DE BANCO PARALELO CON MORDAZAS PARA TUBO / PARALLEL BENCH VICE WITH PIPE JAWS / ETAU À MORS PARALLELES AVEC SERRE TUBE / PARALLELSCHRAUBSTOCK MIT ROHRSPANNBACKEN / MORSA PARALLELA CON GANASCE PER TUBI / TORNO PARALELO CON MORDAÇAS PARA TUBO / СЛЕСАРНЫЕ ТИСКИ С ТРУБНЫМИ ГУБКАМИ**

■ FIJO / FIXED / FIXE / FESTE-AUSFÜHRUNG / BASE FISSA / FIXO / ФИКСИРОВАННЫЙ





COD.				N		
57619	4	100	1/4-1.1/4	15000	7,0	1
57620	5	150		25000	11	
57621	6	200	1/4-1.1/2	35000	17	
57622	7	225	1/2-3	50000	27	

CARACTERÍSTICAS / FEATURES / CARACTÉRISTIQUES

Acero forjado / Forged steel / Acier forgé



■ GIRATORIO / SWIVEL / TOURNANT / DREHBARE / MORSA GIREVOLE / BASE GIRATORIA / ПОВОРОТНОЕ


COD.			N		
57624	4	100	15000	8,0	1
57625	5	150	25000	12	
57626	6	200	35000	18	
57627	7	225	50000	29	


CARACTERÍSTICAS / FEATURES / CARACTÉRISTIQUES


Acero forjado / Forged steel / Acier forgé



■ REPUESTOS / SPARE PARTS / RECHANGES / ERSATZTEILE / ACCESORI / ACESSORIOS / ЗАПАСНЫЕ ЧАСТИ




COD.	(inch)	
86580	4	0,8
86581	5	1,0
86582	6	1,3
86583	7	1,4


COD.	(inch)	
86584	4	0,7
86585	5	0,9
86586	6	1,1
86587	7	1,3



**TORNILLO DE BANCO PARALELO / PARALLEL BENCH VICE / ÉTAU À MORS PARALLELES / PARALLELSCHRAUBSTÖCKE / Morsa da Banco Paralela / TORNO DE BANCADA PARALELO / ТИСКИ**

**FIJO / FIXED / FIXE / FESTE-AUSFÜHRUNG / BASE FISSA / FIXO / ФИКСИРОВАННЫЙ**




COD.		N		
57636	4	10.000	8	1
57637	5	15.000	12	
57638	6	20.000	14	
57639	8	25.000	22	



**CARACTERÍSTICAS / FEATURES / CARACTÉRISTIQUES**

Acero fundido / Cast steel / Font d'acier

**GIRATORIO / SWIVEL / TOURNANT / DREHBARE / Morsa Girevole / Base Giratoria / Поворотное**


COD.		N		
57645	4	10.000	9	1
57646	5	15.000	13,2	
57647	6	20.000	15,4	
57648	8	25.000	23	



**CARACTERÍSTICAS / FEATURES / CARACTÉRISTIQUES**

Acero fundido / Cast steel / Font d'acier

**REPUESTOS / SPARE PARTS / RECHANGES / ERSATZTEILE / ACCESORI / ACESSORIOS / ЗАПАСНЫЕ ЧАСТИ**

COD.	(inch)	
87840	4	1
87841	5	1,2
87842	6	1,4
87843	8	1,6







COD.	(inch)
87844	4
87845	5
87846	6
87847	8



**TORNILLO DE BANCO PARALELO AJUSTE RÁPIDO / QUICK ACTION PARALLEL BENCH VICE / ÉTAU PARALLELE AVEC REGLAGE RAPIDE / SCHNELLVERSTELLBARE PARALLELSCHRAUBSTOCK / Morsa da Banco Azione Rapida / TORNO DE BANCADA PARALELO AJUSTE RÁPIDO / ТИСКИ С БЫСТРЫМ ЗАЖИМОМ**

**GIRATORIO / SWIVEL / TOURNANT / DREHBARE / Morsa Girevole / Base Giratoria / Поворотное**

COD.			N		
69709	4	110	15.000	11	1




**CARACTERÍSTICAS / FEATURES / CARACTÉRISTIQUES**

Acero fundido / Cast steel / Font d'acier


Acción rápida / Quick action / Reglage

**REPUESTOS / SPARE PARTS / RECHANGES / ERSATZTEILE / ACCESORI / ACESSORIOS / ЗАПАСНЫЕ ЧАСТИ**

COD.	(inch)	
82751	4	1,4



COD.	(inch)
80761	4



**TORNILLO DE BANCO PARA TUBOS / PIPE VICE / ÉTAU À CHARNIÈRE / ROHRSCHRAUBSTOCK / Morsa per tubi / TORNO PARA TUBOS / ВЕРСТАЧНЫЕ ТРУБНЫЕ ТИСКИ**

COD.	O.D. inch	O.D. mm	Kg	
61202	1/8-2	10-60	4,0	1
61204	1/8-3	10-89	8,0	
61205	1/8-4	10-114	12	



**REPUESTOS / SPARE PARTS / RECHANGES / ERSATZTEILE / ACCESORI / ACESSORIOS / ЗАПАСНЫЕ ЧАСТИ**

COD.	O.D. inch	
64260	2	
64261		
64352	3	
64353		
64258	4	
64259		

**TORNILLO DE BANCO PARA TUBOS PORTÁTIL / PORTABLE PIPE VICE / ÉTAU À TUBE PORTABLE / TRAGBARE ROHRSCHRAUBSTOCK / Morsa da banco per tubi portatili / TORNO DE BANCADA PARA TUBO PORTÁTIL / ТРУБНЫЕ ТИСКИ СО СТРУБЦИНОЙ**

COD.	O.D. inch	O.D. mm	Kg	
61199	1/8-2	10-60	5,5	1



**MORDAZA DE CADENA / CHAIN VICE / ÉTAU À CHAÎNE / KETTENROHRSCHRAUBSTOCK / Morsa a catena / TORNOS DE CORRENTE / ЦЕПНЫЕ ТИСКИ**

COD.	O.D. inch	Kg	
61206	1/8-6	12	1



## TRIPOD STAND

COD.	O.D. inch	O.D. mm	Kg	
<b>61200</b>	1/8-6	10-170	21	1

### CARACTERÍSTICAS / FEATURES / CARACTÉRISTIQUES

Con mordaza de cadena 6" / With chain vice 6" / Avec étau à chaîne 6"



## MESA DE TRABAJO / WORK BENCH / TABLE DE MONTEUR / ARBEITSTISCH / BANCHI DA LAVORO / MESAS DE TRABALHO / РАБОЧИЙ СТОЛ

COD.	L x W x H (mm)	Kg
<b>61197</b>	710 x 450 x 825	18



COD.	L x W x H (mm)	Kg
<b>61198</b>	1005 x 505 x 845	22
<b>61196</b>	1205 x 705 x 845	30

